

 Quality Assessment Scheme for Salivary Steroids

Cortisol Sample Number 20-21, Lot O182-A

Your result: The results from all participants can be found in the outstanding table.

Method		LUM	ELISA			MS	Others
Supplier	all	IBL RE62111	IBL	Salimetrics	Demeditec/ DRG	In-House	Roche, RIA
Lab. Code	µg/dL	µg/dL	µg/dL	µg/dL	µg/dL	µg/dL	µg/dL
3011	1,266	1,266					
3013	1,640	1,640					
3014	1,475					1,475	
3019	1,417					1,417	
3020	1,420					1,420	
3023						[0,123]	
3025	1,480					1,480	
3027	1,533					1,533	
3028	1,540						1,540
3030	0,982					0,982	
3031	1,601						1,601
3032	1,304					1,304	
3033	1,504		1,504				
3035			[1,78]				
3036	1,062						1,062
3037	1,569					1,569	
3038	1,449					1,449	
3039	1,404					1,404	
3041	0,797						0,797
3046	1,306		1,306				
3047	1,486						1,486
3048	1,094		1,094				
3049	1,324					1,324	
3051	1,520		1,520				
13004	1,480	1,480					
15033	1,529					1,529	
20002	1,216		1,216				
30001	1,423					1,423	
30005	1,319					1,319	
30006	1,615			1,615			
40001		[2,605]					
40002	0,805		0,805				
40004	1,117					1,117	
40009	1,710						1,710

Quality Assessment Scheme for Salivary Steroids

Cortisol Sample Number 20-21, Lot O182-A

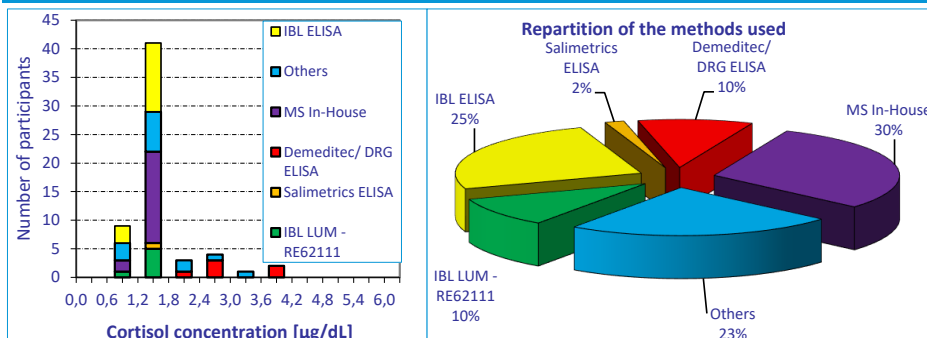
Your result: The results from all participants can be found in the outstanding table.

Method		LUM	ELISA			MS	Others
Supplier	all	IBL RE62111	IBL	Salimetrics	Demeditec/ DRG	In-House	Roche, RIA
Lab. Code	µg/dL	µg/dL	µg/dL	µg/dL	µg/dL	µg/dL	µg/dL
40013	2,890				2,890		
40014	1,682					1,682	
40015					[4]		
40016	2,730				2,730		
40017	3,600				3,600		
40020	1,561						1,561
40022	1,375					1,375	
40023	2,513						2,513
40024	1,530	1,530					
40027	1,387		1,387				
40029	2,820				2,820		
40031	1,440						1,440
40032	1,562						1,562
40036	1,226		1,226				
40037	1,280		1,280				
40038	3,626				3,626		
40041	3,430						3,430
40044	1,922						1,922
40045	1,939						1,939
40047	1,303		1,303				
40048	1,379		1,379				
40049			[0,504]				
50001	1,257		1,257				
50002	1,649		1,649				
60003	0,880	0,880					
60005	1,901				1,901		
60006	1,217					1,217	
70001	0,995						0,995
70002	1,180		1,180				
90002	1,584	1,584					
90006	1,202		1,202				

Cortisol Sample Number 20-21, Lot O182-A

Statistical Results

Method		LUM	ELISA			MS	Others
Supplier	all	IBL RE62111	IBL	Salimetrics	Demeditec/ DRG	In-House	Roche, RIA
Mean	1,591	1,397	1,287	1,615	2,928	1,390	1,683
SD	0,615	0,284	0,198		0,640	0,166	0,660
Mean - 2SD	0,361	0,829	0,891		1,649	1,059	0,363
Mean + 2SD	2,821	1,965	1,683		4,207	1,721	3,003
Amount	60	6	15	1	6	18	14



 Quality Assessment Scheme for Salivary Steroids

Cortisol Sample Number 20-22, Lot O182-A

Your result: The results from all participants can be found in the outstanding table.

Method		LUM	ELISA			MS	Others
Supplier	all	IBL RE62111	IBL	Salimetrics	Demeditec/ DRG	In-House	Roche, RIA
Lab. Code	µg/dL	µg/dL	µg/dL	µg/dL	µg/dL	µg/dL	µg/dL
3011	0,076	0,076					
3013	0,108	0,108					
3014	0,072					0,072	
3019	0,069					0,069	
3020	2,000					2,000	
3023	0,174					0,174	
3025	0,065					0,065	
3027	0,078					0,078	
3028	0,114						0,114
3030	0,040					0,040	
3031	0,141						0,141
3032	0,069					0,069	
3033	0,108		0,108				
3035	0,110		0,110				
3036	0,127						0,127
3037	0,091					0,091	
3038	0,083					0,083	
3039	0,068					0,068	
3041	0,137						0,137
3046	0,068		0,068				
3047	0,069						0,069
3048	0,040		0,040				
3049	0,065					0,065	
3051	0,070		0,070				
13004	0,080	0,080					
15033	0,082					0,082	
20002	0,047		0,047				
30001	0,079					0,079	
30005	0,091					0,091	
30006	0,109			0,109			
40001		[0,193]					
40002	0,054		0,054				
40004	0,084					0,084	
40009	0,106						0,106

Quality Assessment Scheme for Salivary Steroids

Cortisol Sample Number 20-22, Lot O182-A

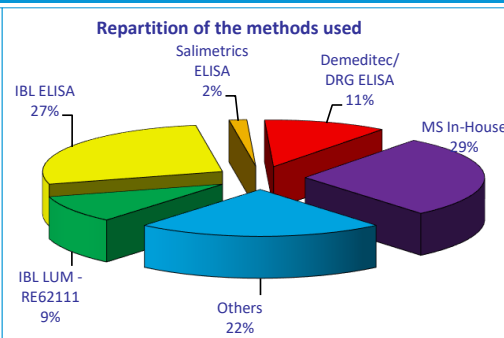
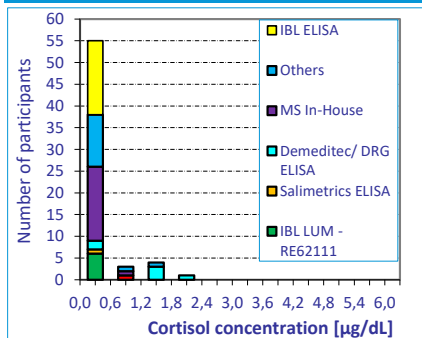
Your result: The results from all participants can be found in the outstanding table.

Method		LUM	ELISA			MS	Others
Supplier	all	IBL RE62111	IBL	Salimetrics	Demeditec/ DRG	In-House	Roche, RIA
Lab. Code	µg/dL	µg/dL	µg/dL	µg/dL	µg/dL	µg/dL	µg/dL
40013	0,103				0,103		
40014	0,102					0,102	
40015	0,366				0,366		
40016	0,320				0,320		
40017	0,600				0,600		
40020	0,113						0,113
40022	0,080					0,080	
40023	0,138						0,138
40024	0,088	0,088					
40027	0,066		0,066				
40029	0,300				0,300		
40031	0,076						0,076
40032	0,078						0,078
40036	0,072		0,072				
40037	0,070		0,070				
40038	0,360				0,360		
40041	0,340						0,340
40044	0,170						0,170
40045	0,097						0,097
40047	0,065		0,065				
40048	0,121		0,121				
40049	0,024		0,024				
50001	0,065		0,065				
50002	0,076		0,076				
60003	0,047	0,047					
60005	0,114				0,114		
60006	0,062					0,062	
70001	0,060						0,060
70002	0,074		0,074				
90002	0,074	0,074					
90006	0,064		0,064				

Cortisol Sample Number 20-22, Lot O182-A

Statistical Results

Method		LUM	ELISA			MS	Others
Supplier	all	IBL RE62111	IBL	Salimetrics	Demeditec/ DRG	In-House	Roche, RIA
Mean	0,143	0,079	0,070	0,109	0,309	0,182	0,126
SD	0,255	0,020	0,024		0,169	0,441	0,069
Mean - 2SD	0	0,039	0,021		0,000	0,000	0
Mean + 2SD	0,653	0,119	0,119		0,647	1,064	0,264
Amount	64	6	17	1	7	19	14



 Quality Assessment Scheme for Salivary Steroids

Cortisol Sample Number 20-23, Lot O182-A

Your result: The results from all participants can be found in the outstanding table.

Method		LUM	ELISA			MS	Others
Supplier	all	IBL RE62111	IBL	Salimetrics	Demeditec/ DRG	In-House	Roche, RIA
Lab. Code	µg/dL	µg/dL	µg/dL	µg/dL	µg/dL	µg/dL	µg/dL
3011	0,667	0,667					
3013	0,786	0,786					
3014	0,736					0,736	
3019	0,732					0,732	
3020						[20,3]	
3023	0,587					0,587	
3025	0,728					0,728	
3027	0,775					0,775	
3028	0,837						0,837
3030	0,496					0,496	
3031	0,848						0,848
3032	0,688					0,688	
3033	0,783		0,783				
3035	0,920		0,920				
3036	0,714						0,714
3037	0,790					0,790	
3038	0,725					0,725	
3039	0,708					0,708	
3041	1,497						1,497
3046	0,598		0,598				
3047	0,707						0,707
3048	0,514		0,514				
3049	0,697					0,697	
3051	0,880		0,880				
13004	0,750	0,750					
15033	0,819					0,819	
20002	0,479		0,479				
30001	0,607					0,607	
30005	0,732					0,732	
30006	0,846			0,846			
40001		[1,799]					
40002	0,413		0,413				
40004	0,641					0,641	
40009	1,100						1,100

Quality Assessment Scheme for Salivary Steroids

Cortisol Sample Number 20-23, Lot O182-A

Your result: The results from all participants can be found in the outstanding table.

Method		LUM	ELISA			MS	Others
Supplier	all	IBL RE62111	IBL	Salimetrics	Demeditec/ DRG	In-House	Roche, RIA
Lab. Code	µg/dL	µg/dL	µg/dL	µg/dL	µg/dL	µg/dL	µg/dL
40013	1,530				1,530		
40014	0,882					0,882	
40015	2,220				2,220		
40016	1,830				1,830		
40017	1,700				1,700		
40020	0,816						0,816
40022	0,683					0,683	
40023	1,326						1,326
40024	0,780	0,780					
40027	0,641		0,641				
40029	1,790				1,790		
40031	0,738						0,738
40032	0,841						0,841
40036	0,619		0,619				
40037	0,510		0,510				
40038	2,069				2,069		
40041	1,940						1,940
40044	0,972						0,972
40045	0,174						0,174
40047	0,600		0,600				
40048	0,694		0,694				
40049			[0,29]				
50001	0,618		0,618				
50002	0,699		0,699				
60003	0,591	0,591					
60005	0,795				0,795		
60006	0,627					0,627	
70001	0,585						0,585
70002	0,610		0,610				
90002	0,748	0,748					
90006	0,594		0,594				

Cortisol Sample Number 20-23, Lot O182-A

Statistical Results

Method		LUM	ELISA			MS	Others
Supplier	all	IBL RE62111	IBL	Salimetrics	Demeditec/ DRG	In-House	Roche, RIA
Mean	0,855	0,720	0,636	0,846	1,705	0,703	0,935
SD	0,416	0,076	0,137		0,462	0,090	0,429
Mean - 2SD	0,023	0,568	0,362		0,781	0,523	0,078
Mean + 2SD	1,687	0,873	0,909		2,628	0,883	1,793
Amount	62	6	16	1	7	18	14

